



**VTI** Valley Tool



Where **high performance**  
is the **standard**<sup>®</sup>



**NEW**

**Series 3HC and 5HC**  
High Performance Chamfer Mills  
For deburring and heavy chamfering applications in a broad range of material groups.



[www.maford.com](http://www.maford.com)

# Series 3HC and 5HC Features and Benefits



AVAILABLE in 60 & 90 degrees

VALLEY TOOL CAN RECONDITION  
AND RECOAT THE CHAMFER MILLS  
FOR LIKE-NEW PERFORMANCE.



## Finish Options

Offered Uncoated and  
ALtima® Blaze coated for an  
extensive material range

## Precision Tip Diameter

Allows for:

- Increased tip strength
- Easy programmability
- Excellent repeatability

## Helical Flute Form

Allows for:

- Smooth cutting action
- Increased cutting conditions
- Excellent surface finish

### Safety Note

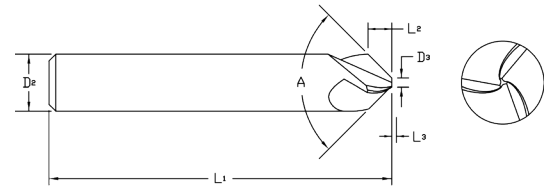

Always wear the appropriate personal protective equipment such as safety glasses and protective clothing when using solid carbide or HSS cutting tools. Machines should be fully guarded.



**NEW**

**Chamfer Mills Series 3HC**

**Z3** Helical 60° 90° Uncoated ALtima® Blaze

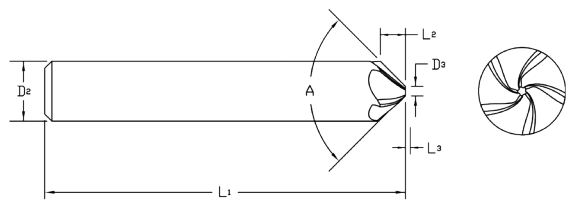


Uncoated		ALtima® Blaze		Included Angle A	Shank Diameter D2 (h6)	Flute Length L2	OAL		Theoretical Tip Length L3	Tip Diameter D3
Tool No.	EDP	Tool No.	EDP				L1	L3		
3HC012501	35000	3HC012501B	35010	60	1/8	0.074	1-1/2	0.035	0.040	
3HC018701	35001	3HC018701B	35011	60	3/16	0.119	2	0.043	0.050	
3HC025001	35002	3HC025001B	35012	60	1/4	0.165	2-1/2	0.052	0.060	
3HC037501	35003	3HC037501B	35013	60	3/8	0.264	2-1/2	0.061	0.070	
3HC050001	35004	3HC050001B	35014	60	1/2	0.364	3	0.069	0.080	
3HC012503	35005	3HC012503B	35015	90	1/8	0.043	1-1/2	0.020	0.040	
3HC018703	35006	3HC018703B	35016	90	3/16	0.069	2	0.025	0.050	
3HC025003	35007	3HC025003B	35017	90	1/4	0.095	2-1/2	0.030	0.060	
3HC037503	35008	3HC037503B	35018	90	3/8	0.153	2-1/2	0.035	0.070	
3HC050003	35009	3HC050003B	35019	90	1/2	0.210	3	0.040	0.080	

**NEW**

**Chamfer Mills Series 5HC**

**Z5** Helical 60° 90° ALtima® Blaze



ALtima® Blaze		Included Angle A	Shank Diameter D2 (h6)	Flute Length L2	OAL		Theoretical Tip Length L3 Ref.	Tip Diameter D3
Tool No.	EDP				L1	L3		
5HC025001B	35020	60	1/4	0.165	2-1/2	0.052	0.060	
5HC037501B	35021	60	3/8	0.264	2-1/2	0.061	0.070	
5HC050001B	35022	60	1/2	0.364	3	0.069	0.080	
5HC025003B	35023	90	1/4	0.095	2-1/2	0.030	0.060	
5HC037503B	35024	90	3/8	0.153	2-1/2	0.035	0.070	
5HC050003B	35025	90	1/2	0.210	3	0.040	0.080	



Inch	
D3	Tolerance
1/8 - 1/2	± .002

Inch	
D2	Tolerance (h6)
1/8 - 3/16	+0/-0.0031
1/4 - 3/8	+0/-0.0035
1/2	+0/-0.0043

## 3HC and 5HC Series Recommended Cutting Data - Inch

Material Group	ISO	Hardness	Vc - SFM		fz - in/tooth by Cutter Diameter				
			Uncoated	ALtima® Blaze	1/8	3/16	1/4	3/8	1/2
Low Carbon Steels 12L14, 1018, A36	P	≤ 28 HRC	805	1150	.0015	.0023	.0030	.0045	.0060
Medium Carbon & High Carbon Steels 1045, 1050, 1070		≤ 38 HRC	630	900	.0010	.0015	.0020	.0030	.0040
Alloy Steels 4130, 4140, 4340			590	840	.0010	.0015	.0020	.0030	.0040
Die / Tool Steels A2, D2, H13, P20		≤ 45 HRC	510	725	.0009	.0013	.0018	.0026	.0035
Stainless Steel - Easy to Machine 303, 400 Series	M	≤ 28 HRC	380	545	.0009	.0013	.0018	.0026	.0035
Stainless Steel - Austenitic 304, 316			300	430	.0008	.0011	.0015	.0023	.0030
Stainless Steel - Difficult to Machine A286, Duplex, Nitronics, Cobalt-Chrome		≤ 45 HRC	140	200	.0006	.0009	.0013	.0019	.0025
PH Stainless Steel 15-5, 17-4			300	430	.0008	.0011	.0015	.0023	.0030
High Temp Alloys Inconel, Hastelloy, Monel	S	≤ 42 HRC	105	150	.0006	.0009	.0013	.0019	.0025
Titanium Alloys 6AL-4V			245	350	.0008	.0011	.0015	.0023	.0030
Cast Irons - Gray	K	≤ 240 HB	910	1300	.0018	.0026	.0035	.0053	.0070
Cast Irons - Ductile & Malleable		> 240 HB	380	540	.0013	.0019	.0025	.0038	.0050
Wrought Aluminum Alloys 6061, 7050, 7075	N	-	2000	2500	.0020	.0030	.0040	.0060	.0080
Cast Aluminum Alloys		-	1500	2000	.0015	.0023	.0030	.0045	.0060
Brass & Copper Alloys		-	900	1200	.0011	.0017	.0023	.0034	.0045

Technical data provided should be considered advisory only as variations may be necessary depending on the particular application.  
 Decreased feeds and/or finish pass may be necessary to reach desired surface finish requirements.  
 Decreased speeds and feeds may be necessary for slotting/heavy duty cutting.  
 Cutting speed (Vc) should be calculated off of the **Effective** cutting diameter.

Effective Cutting Diameter = 2 x Chosen "Z" depth x tan (Included Angle/2) + Tip Diameter

Example: Tool - 5HC050003B

Included Angle = 90°

Tip Diameter = .080"

Length of Cut = .210

Chosen "Z" Depth = .180"

Calculation: 2 x .180" x tan(90°/2) + .080"

Effective Cutting Diameter = .440"

**WARNING:** This product can expose you to chemicals including nickel, cobalt, and lead, which are known to the State of California to cause cancer, and chemicals including lead which are known to the State of California to cause birth defects or other reproductive harm. For more information go to [www.P65Warnings.ca.gov](http://www.P65Warnings.ca.gov).

ISO 9001:2015 Certified



3040 N. Pointer Road • Appleton, WI 54911  
 800.734.2573 • 920.734.2573  
 Fax: 920.734.1749  
 Email: [sales@valleytool.net](mailto:sales@valleytool.net)  
 Web: [www.valleytool.net](http://www.valleytool.net)